



# SimmeTris2120



Canale a battiscopa e cornice 120x29mm a 4 vie, con doppi coperchi di sicurezza.

Materiale: PVC Rigido Autoestinguente Classe 1 (UL94-V0).

Lunghezza: 2 metri

I canali vengono forniti completi di coperchio.

*Skirting and moulding trunking 120x29mm with 4 ways, with double security covers.*

*Self-extinguishing rigid PVC Class 1 (UL94-V0).*

*Length: 2 meters*

*All trunkings come complete with cover.*



1.2.2



[www.canalplast.it](http://www.canalplast.it) - [info@canalplast.it](mailto:info@canalplast.it)

INSTALLAZIONI / INSTALLATIONS

**CANALPLAST**


CANALI A BATTISCOPIA E CORNICE,  
SKIRTING AND WALL TRUNKINGS

# SimmeTris2120



Codice Code	Dimensioni BxH mm Duct Size BxH mm	Imballo m Standard Carton m	S.G. mm <sup>2</sup> G.S. mm <sup>2</sup>	Lung. barre m Length m	Cartone peso Kg Carton Weight Kg
----------------	---------------------------------------	--------------------------------	----------------------------------------------	---------------------------	-------------------------------------

SMT120BE	120x29	18	1930	2	20,6
SMT120A	120x29	18	1930	2	20,6
SMT120AL	120x29	18	1930	2	20,6
SMT120CILS	120x29	18	1930	2	20,6



Completa compatibilità con  
TRIS 2000.  
Compatible with TRIS 2000.


- \* Fornibile a richiesta per quantità da concordare.
- \* Available on request and for quantities to be agreed

## Pellicola protettiva su SIMMETRIS 2120.

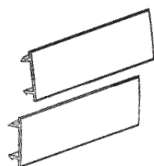
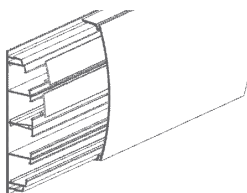
Una comoda e sottile pellicola aderente protegge il profilo del coperchio dallo sporco causato dal maneggio durante la posa e dalla polvere di cantiere. Sulla stessa sono riportati i codici degli accessori più comuni in caso di riordino, oltre ad alcuni esempi di montaggio più complessi. La pellicola si rimuove facilmente sollevandola dal coperchio ed asportandola a lavori ultimati. Il coperchio risulterà così pulito ed integro.

## Protective film on SIMMETRIS 2120.

A handy, thin, adhesive film protects the edge of the cover from the dirt caused by handling during mounting and from dust at the site. It is also marked with the part numbers of the most commonly used accessories for reordering, and some more complex examples of assembly. The film is easily removed by lifting it from the cover and removing it when work has been completed. The cover thus stays clean and intact.



# SIMMETRIS2120



Coperchi di sicurezza tenuta cavi.  
Cable holding safety covers.

Lunghezza/Length: 5 cm



TS: Tassello ad espansione.  
TS: Wall plug.



Giunto coperchio.  
Cover joint.

Codice Code	B x H mm B x H mm
----------------	----------------------

SMT120BE	120x29
SMT120A	120x29
SMT120AL	120x29
SMT120CILS	120x29

Codice Code	Imballo pz. Packing pcs.
----------------	-----------------------------

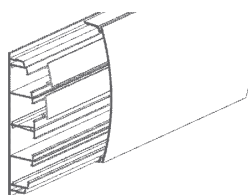
SMT121	100
SMT121	100
SMT121	100
SMT121	100

Codice Code	Imballo pz. Packing pcs.
----------------	-----------------------------

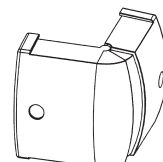
TS	100
TS	100
TS	100
TS	100

Codice Code	Imballo pz. Packing pcs.
----------------	-----------------------------

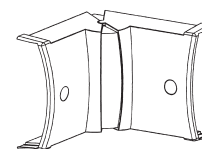
SMT123BE	15
SMT123A	15
SMT123AL	15
SMT123CILS	15



Tappo terminale.  
End cap.



Angolo esterno variabile.  
Outer variable bend.



Angolo interno variabile.  
Inner variable bend.

Codice Code	B x H mm B x H mm
----------------	----------------------

SMT120BE	120x29
SMT120A	120x29
SMT120AL	120x29
SMT120CILS	120x29

Codice Code	Imballo pz. Packing pcs.
----------------	-----------------------------

SMT124BE	10
SMT124A	10
SMT124AL	10
SMT124CILS	10

Codice Code	Imballo pz. Packing pcs.
----------------	-----------------------------

SMT126BE	8
SMT126A	8
SMT126AL	8
SMT126CILS	8

Codice Code	Imballo pz. Packing pcs.
----------------	-----------------------------

SMT127BE	8
SMT127A	8
SMT127AL	8
SMT127CILS	8

BE/BEU = Bianco / White Type 9010    A = Ardesia / Slate Type 7021    AL = Alluminio / Aluminium    CLS/CS = Ciliegio / Cherry

1.2.4



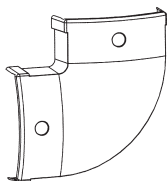
www.canalplast.it - info@canalplast.it

INSTALLAZIONI / INSTALLATIONS

**CANALPLAST**

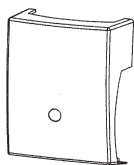
CANALI A BATTISCOPA E CORNICE,  
SKIRTING AND WALL TRUNKINGS

# SIMMETRIS2120



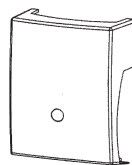
**SMT128**

Curva plana a 90°.  
90° degree deviation.



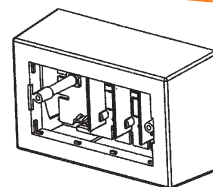
**SMT129**

Derivazione a "T" e adattatore per scatole portautenze.  
T-junction and adaptor for socket boxes.



**SMT129DT**

Derivazione a "T", a tre vie.  
T-junction, 3way derivation



**SMT131**

Scatola 4 utenze.  
Socket box for 4 places.

Codice Code	Imballo pz. Packing pcs.
----------------	-----------------------------

SMT128BE	4
SMT128A	4
SMT128AL	4
SMT128CILS	4

Codice Code	Imballo pz. Packing pcs.
----------------	-----------------------------

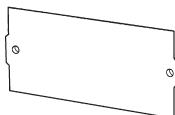
SMT129BE	5
SMT129A	5
SMT129AL	5
SMT129CILS	5

Codice Code	Imballo pz. Packing pcs.
----------------	-----------------------------

SMT129DTBE	5
SMT129DTA	5
SMT129DTAL	5
SMT129DTCILS	5

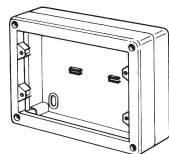
Codice Code	Imballo pz. Packing pcs.
----------------	-----------------------------

SMT131BE	9
SMT131A	9
SMT131AL	9
SMT131CILS	9



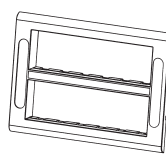
**VPGTC4**  
Pag/Page 2.2.13

Coperchio di chiusura per SMT131 usata come scatola di derivazione.  
Closing cover for SMT131 used as junction box



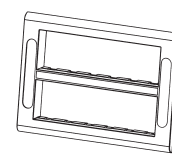
**VPG1812S**  
Pag/Page 2.2.13

Scatola portautenze con interasse 164x2 (12 posti)  
- 202x150x63 mm  
Socket box for switches with centres 164x2 (12 places)  
- 202x150x63 mm



**VPM12AV**  
Pag/Page 2.2.13

Placca portautenze (12 posti)  
- 190x140 mm per scatola VPG1812S, AVE S45  
Front plate socket panel (12 places)  
- 190x140 mm for VPG1812S box AVE S45.



**VPM12GW**  
Pag/Page 2.2.13

Placca portautenze (12 posti)  
- 190x140 mm per scatola VPG1812S GEWISS S20.  
Front plate socket panel (12 places)  
- 190x140 mm for VPG1812S box GEWISS S20.

Codice Code	Imballo pz. Packing pcs.
----------------	-----------------------------

VPGTC4BE	27
VPGTC4A	27
VPGTC4CILS	27

Codice Code	Imballo pz. Packing pcs.
----------------	-----------------------------

VPG1812SBE	4
VPG1812SA	4
VPG1812SCS	4

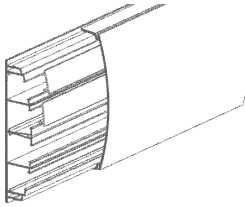
Codice Code	Imballo pz. Packing pcs.
----------------	-----------------------------

VPM12AVBE	8
VPM12AVA	8
VPM12AVCS	8

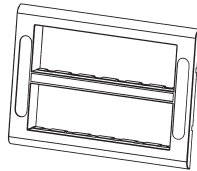
Codice Code	Imballo pz. Packing pcs.
----------------	-----------------------------

VPM12GWBE	8
VPM12GWA	8
VPM12GWCS	8

# SIMMETRIS2120




AM50  
IP40 - GWT 850°C



**VPM12SIM**  
Pag/Page 2.2.13

Placca portautenze (12 posti)  
- 190x140 mm per scatola VPG1812S  
SIEMENS FUTURA.

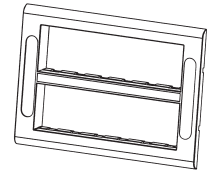
Front plate socket panel (12 places)  
- 190x140 mm for VPG1812S box  
SIEMENS FUTURA.



**VPM12TIN**  
Pag/Page 2.2.13

Placca portautenze (12 posti)  
- 190x140 mm per scatola VPG1812S  
TICINO INTERNATIONAL.

Front plate socket panel (12 places)  
- 190x140 mm for VPG1812S box  
TICINO INTERNATIONAL.



**VPM12VIM**  
Pag/Page 2.2.13

Placca portautenze (12 posti)  
- 190x140 mm per scatola VPG1812S  
VIMAR IDEA.

Front plate socket panel (12 places)  
- 190x140 mm for VPG1812S box  
VIMAR IDEA.

Codice Code	B x H mm B x H mm
----------------	----------------------

SMT120BE	120x29
SMT120A	120x29
SMT120AL	120x29
SMT120CILS	120x29

Codice Code	Imballo pz. Packing pcs.
----------------	-----------------------------

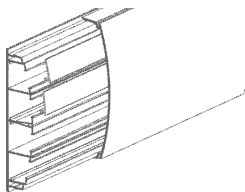
VPM12SIMBE	8
VPM12SIMA	8
VPM12SIMCS	8

Codice Code	Imballo pz. Packing pcs.
----------------	-----------------------------

VPM12TINBE	8
VPM12TINA	8
VPM12TINCS	8

Codice Code	Imballo pz. Packing pcs.
----------------	-----------------------------

VPM12VIMBE	8
VPM12VIMA	8
VPM12VIMCS	8

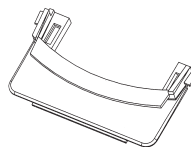


AM50  
IP40 - GWT 850°C



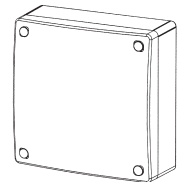
**TRS72**  
Pag/Page 1.1.9

Parettina derivazione minicanali  
(per SMT129).  
Small wall for minitrunkings branch  
(for SMT129).



**TRS8**  
Pag/Page 1.1.9

Raccordo base SMT129 con scatole  
utENZE.  
Junction between socket boxes and base  
SMT129.



**TRS1440**  
Pag/Page 2.2.14

Scatola di derivazione.  
Altezza 40.  
Junction box.  
H=40

Codice Code	B x H mm B x H mm
----------------	----------------------

SMT120BE	120x29
SMT120A	120x29
SMT120AL	120x29
SMT120CILS	120x29

Codice Code	Imballo pz. Packing pcs.
----------------	-----------------------------

TRS72BE	24
TRS72A	24
TRS72CILS	24

Codice Code	Imballo pz. Packing pcs.
----------------	-----------------------------

TRS8BE	24
TRS8A	24
TRS8AL	24
TRS8CILS	24

Codice Code	Imballo pz. Packing pcs.
----------------	-----------------------------

TRS1440BE	3
TRS1440A	3
TRS1440CS	3

BE/BEU = Bianco / White Type 9010    A = Ardesia / Slate Type 7021    AL = Alluminio / Aluminium    CLS/CS = Cillegio / Cherry

1.2.6



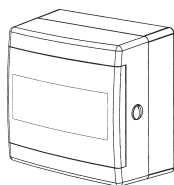
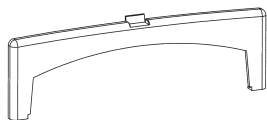
www.canalplast.it - info@canalplast.it

INSTALLAZIONI / INSTALLATIONS

**CANALPLAST**

CANALI A BATTISCOPIA E CORNICE.  
SKIRTING AND WALL TRUNKINGS

# SIMMETRIS2120



## TRS15SM

Adattatore per scatola TRS1440  
e/o centralino TRS16 con battiscopa.  
*Junction between TRS1440 box  
and TRS16 switchboard and skirting board.*

## TRS16

*Pag/Page 2.2.15 e 4.1.10*

Centralino a 7 moduli  
*Switchboard at 7 modules.*

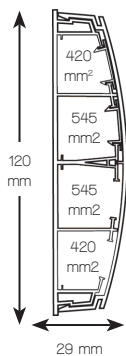
Codice <i>Code</i>	Imballo pz. <i>Packing pcs.</i>
-----------------------	------------------------------------

TRS15SMBE	20
TRS15SMA	20
TRS15SMAL	20
TRS15SMCILS	20

Codice <i>Code</i>	Imballo pz. <i>Packing pcs.</i>
-----------------------	------------------------------------

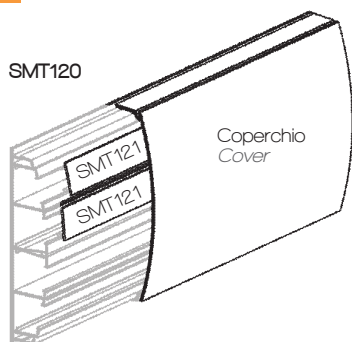
TRS16BE	3
TRS16A	3
TRS16AL	3
TRS16CILS	3

## CONTENENZA CAVI WIRE FILL

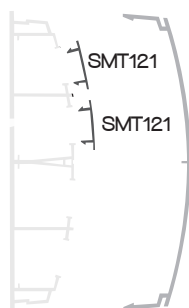


Sezione utile e capacità di contenenza cavi H07V - U/R/K Wire fill capacity H07V - U/R/K					
n. conduttori / conductors					
Sezione mm <sup>2</sup> Section mm <sup>2</sup>	1,5	2,5	4	6	Ø max mm <sup>2</sup> cavo / cable
420	33	23	17	13	18
545	48	34	22	17	18

### SMT121



Coperchi di sicurezza tenuta cavi.  
Cable holding safety covers.

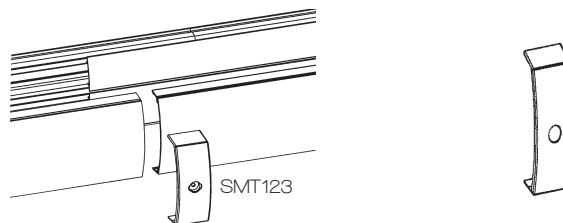


I coperchi di sicurezza SMT121 trattengono i cavi all'interno dei 4 scomparti. Si inseriscono a scatto. Fissare il canale con tasselli alternati (TS) seguendo la disposizione dei fori sul fondo. Lunghezza barre 5 cm.

The snap-on safety covers SMT121 hold cables inside the 4 sections. Fix the trunking by "TS" wall-plugs according to the holes on the bottom. Length 5 cm.

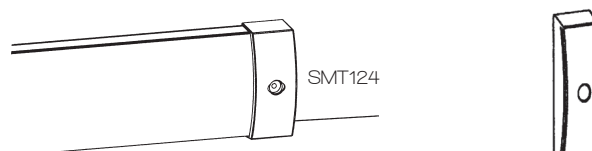
### SMT123

Giunto coperchio.  
Cover joint.



### SMT124

Tappo terminale.  
End cap.

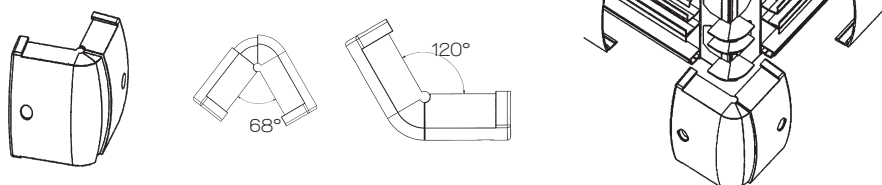


### SMT126

Angolo esterno variabile. / Outer variable bend.

Gli accessori si fissano al canale con le viti in dotazione e i tappini coprivite. Inserire l'accessorio di non promiscuità sul canale e procedere all'installazione.

Fix the accessories to the trunking by the supplied screws and the screw-covering plugs. Insert the no-contact accessory on the trunking and go on with the installation.



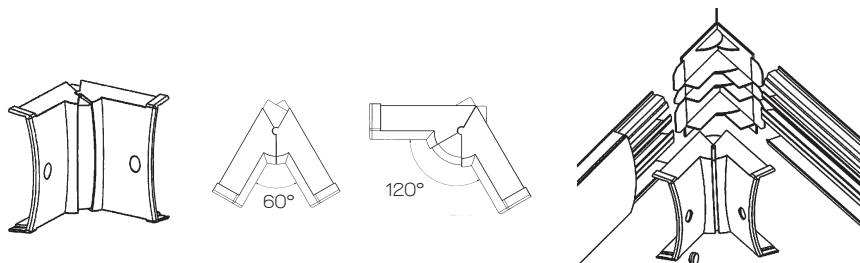


## SMT127

### Angolo interno variabile. / Inner variable bend.

Gli accessori si fissano al canale con le viti in dotazione e i tappini coprivite. Inserire l'accessorio di non promiscuità sul canale e procedere all'installazione.

Fix the accessories to the trunking by the supplied screws and the screw-covering plugs. Insert the no-contact accessory on the trunking and go on with the installation.

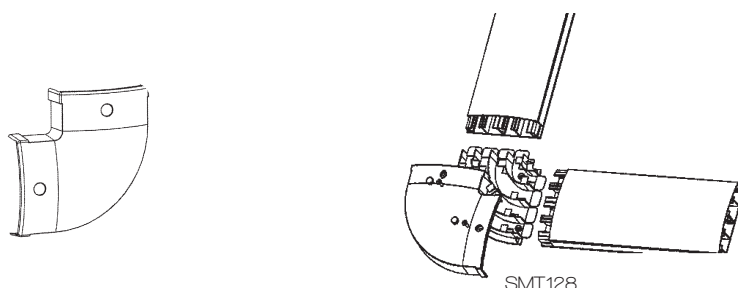


## SMT128

### Curva piana a 90°. / 90° degree deviation.

Gli accessori si fissano al canale con le viti in dotazione e i tappini coprivite. Inserire l'accessorio di non promiscuità sul canale e procedere all'installazione.

Fix the accessories to the trunking by the supplied screws and the screw-covering plugs. Insert the no-contact accessory on the trunking and go on with the installation.



## SMT129 / SMT129DT

### Derivazione a T, a tre vie, adattatore per scatole portautenze. 3-way, T-junction, adaptor for socket boxes.

Fissare la base al canale. Eseguire il passaggio dei cavi. Montare la calotta SMT129 fissandola con la vite e tappino coprivite.

Fix the base to the trunking. Pull the cables through. Assemble the cap SMT129 fixing with the screw and screw covering plug.

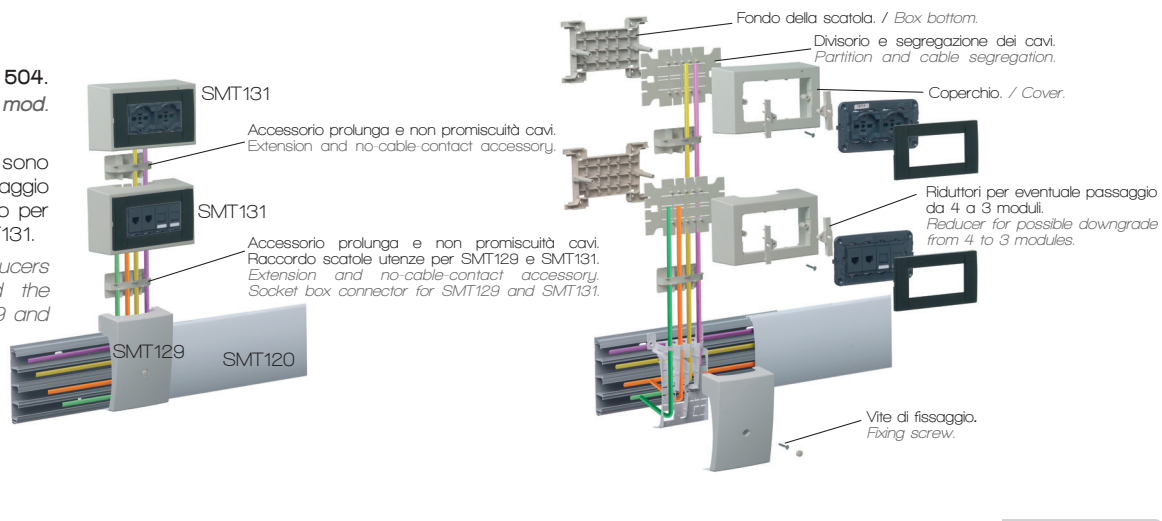


## SMT131

### Scatola 4 utenze, mod. 504. Socket box for 4 places, mod. 504.

Con la scatola SMT131 sono compresi i riduttori per il passaggio da 4 a 3 moduli e l'accessorio per il raccordo tra SMT129 e SMT131.

Box SMT131 includes the reducers from 4 to 3 modules and the accessory to connect SMT129 and SMT131.



## TRS15SM

Adattatore per scatola TRS1440  
e/o centralino TRS16 con battiscopa.  
*Junction between TRS1440 box  
and TRS16 switchboard and skirting  
board.*

